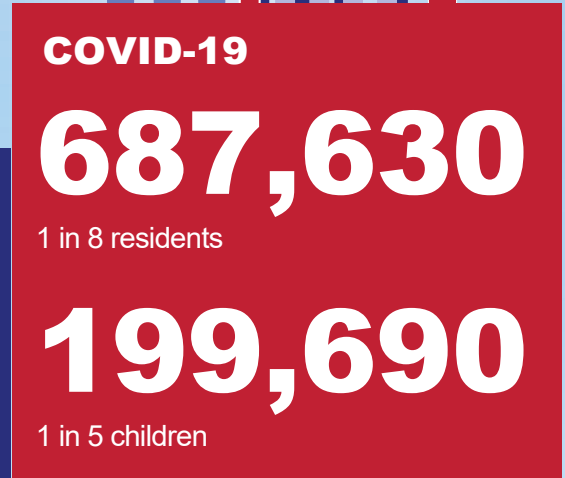
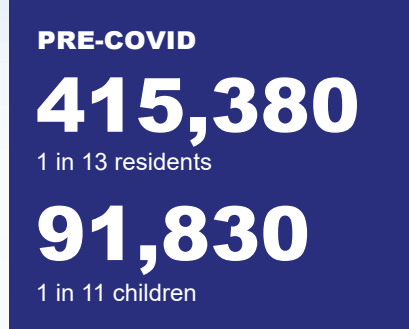


Food Insecure Neighbors in Eastern Massachusetts



Source: Feeding America, *The Impact of the Coronavirus on Local Food Insecurity*, October 2020.

Cost of a Meal

MASSACHUSETTS ranks as the most expensive state in the country:

EASTERN MASSACHUSETTS GBFB's service area has the highest food costs in the state:



Source: Gunderson, C., Dewey, A., Engelhard, E., Strayer, M., & Lapinski, L. (2020). *Map the Meal Gap 2020: A Report on County and Congressional District Food Insecurity and County Food Cost in the United States in 2018*. Produced by Feeding America.



Nationally the price of groceries grew 2.6% in April 2020, the biggest increase from one month to the next since 1974.


Source: Bureau of Labor Statistics. *Consumer Price Index for All Urban Consumers (CPI-U): U.S. city average, by expenditure category, April 2020, 1-month analysis table*

Meeting the Rising Demand for Food

During the COVID-19 pandemic, The Greater Boston Food Bank (GBFB) has doubled its efforts and remain undeterred in its ability to provide healthy food to those who need it.

From March to December of 2020, GBFB's food distribution increased by nearly 60% over the same period in 2019. These 10 months were by far the largest distribution months in the 40-year history of GBFB.

Source: The Greater Boston Food Bank.



MAR-DEC 2019



MAR-DEC 2020

